

SOUTH AFRICAN PONY CLUB



Fire Safety Mini Achievement Badge

WORKBOOK



Key points:

- ⦿ Knowledge of possible causes of stable fires
- ⦿ Know what to do if you discover a fire
- ⦿ Recognise basic firefighting equipment
- ⦿ Be aware of what you can do to help prevent a fire

Name

~~~~~

*Branch*

~~~~~

You can colour in all the pictures in the workbook. Make all the fire RED!



What can cause a fire at the stables?

- People smoking and dropping their cigarettes on the floor
- The sun making a broken piece of glass hot can cause a fire
- Problems with electrical plugs
- Kids playing with matches



What should you do if a fire starts?

- ✓ Don't panic, call an adult and tell them there is a fire and they must call the Fire Department




If you see a fire, tell a grownup to "Call the Fire Department"!

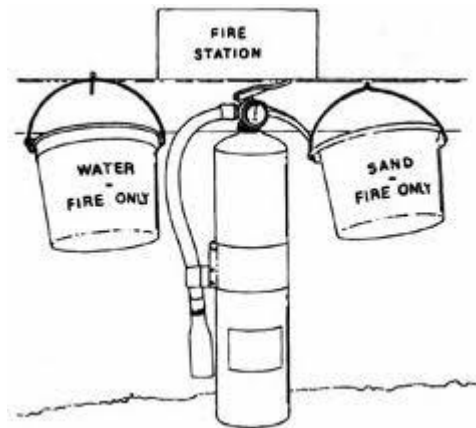


Recognise basic firefighting equipment

Fire extinguisher




Bucket of sand and a bucket of water



Fire beater – wet sack or rubber fire beater




Hosepipe





Be aware of what you can do to help prevent a fire

- ✓ Don't play with matches
- ✓ Put up no smoking signs at the stables
- ✓ Make sure that the manure heap is far away from the stables

	Fire Safety	<u>Fire Department</u>
		<u>Neighbourhood Watch</u>
		<u>Police Station</u>
		<u>Vet</u>
		<u>Other</u>

